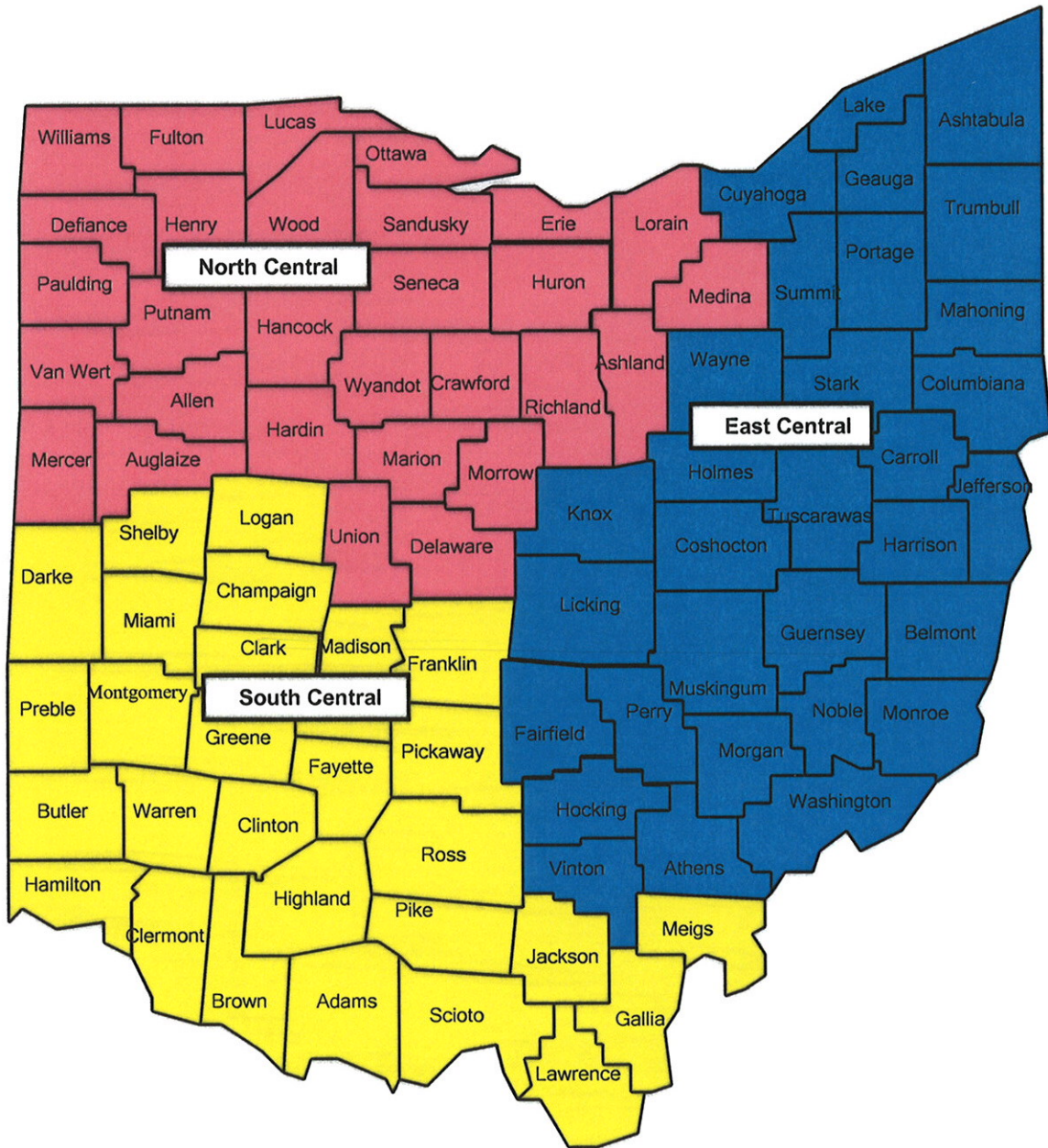


Ohio Family and Children First Council

County Regions



The County Updates in the 2010 Annual Report are organized by similar size county vs. within FCFC Region. It is anticipated this format will facilitate more common characteristics for comparisons.

The counties were grouped using population categories and data provided by Child Protection Oversight and Evaluation (CPOE).

Counties by Child Protection Oversight and Evaluation (CPOE) Size Category
Listed from smallest population to largest population






Small	Medium-Small	Medium	Large	Metro	Major Metro
Vinton	Guernsey	Darke	Miami	Warren	Hamilton
Noble	Mercer	Pickaway	Ashtabula	Trumbull	Franklin
Monroe	Ottawa	Ashland	Allen	Lake	Cuyahoga
Morgan	Holmes	Seneca	Columbiana	Mahoning	
Harrison	Madison	Knox	Wayne	Lorain	
Paulding	Preble	Huron	Wood	Butler	
Wyandot	Fulton	Sandusky	Richland	Stark	
Meigs	Highland	Washington	Clark	Lucas	
Pike	Clinton	Lawrence	Fairfield	Montgomery	
Adams	Brown	Athens	Greene	Summit	
Fayette	Crawford	Marion	Portage		
Carroll	Logan	Belmont	Licking		
Van Wert	Auglaize	Jefferson	Delaware		
Henry	Union	Hancock	Medina		
Hocking	Shelby	Ross	Clermont		
Gallia		Scioto			
Hardin		Erie			
Jackson		Muskingum			
Morrow		Tuscarawas			
Putnam		Geauga			
Perry					
Coshocton					
Williams					
Defiance					
Champaign					

POPULATIONS

- Major Metro: 800,000 +
- Metro: 200,000 – 799,999
- Large: 100,000 – 199,999
- Medium: 50,000 – 99,999
- Medium-Small: 40,000 – 49,999
- Small: 39,999 and less

Ohio FCFC Counties by Population



<u>Description</u>	<u>Population</u>	<u>Number</u>	<u>Color</u>
Small	39,999 and less	26	
Medium – Small	40,000 – 49,999	14	
Medium	50,000 – 99,999	21	
Large	100,000 – 199,999	15	
Metropolitan	200,000 – 799,999	9	
Major Metropolitan	800,000 and over	3	